
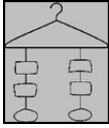





Harvester Kids Weekly Activities

Sunday	Monday	Tuesday	Wednesday	Thursday	Friday	Saturday												
<p>May 3 Bible Verse Memorize this week's bible verse: For this is how God loved the world: He gave his uniquely existing Son so that everyone who believes in him would not be lost but have eternal life.</p>	<p>May 4 DELIVER THE GOOD NEWS</p>  <p>Make a scroll by using straws and paper. Before making the scroll, make a poster saying or showing Jesus Loves You. Tape a straw to both ends of the paper. Roll up the paper from each end to meet in the middle. Use this to go around to tell people about Jesus.</p>	<p>May 5 Family Tournament Take out various board games and make stations. You can make teams or play as individuals. Play the games at each station. The winner of each game gets a point for the team or for himself. See how many points you can get.</p>	<p>May 6 Jesus Mobile</p>  <p>Cut out different shapes of paper. Decorate each one with bubble words, "God's Love Has No Limits". String up each paper on a hanger any way you want. Hang it somewhere as a reminder of God's love for you.</p>	<p>May 7 Mother's Day Cards With Mother's Day coming up, you might want to make a card for someone from your family or your church family. Send it by mail or take a picture and send it via your parent's phone. Remember that you can end your message with the good news that Jesus Loves You. Don't forget to make one for your mom as well.</p>	<p>May 7 Mother's Day craft</p>  <p>Draw a picture of a flower vase. Write "I Love Mom Because" Trace 4-5 handprints and cut them out. Write on them why you love your mom. Make them the flowers in your vase. Add stems to your flowers.</p>	<p>May 8 Gift to Mom Make a list of different ways that you can do with or for your mom to show much you appreciate everything that she does.</p> <table border="1" data-bbox="1328 661 1513 861"> <tr> <td>Mon.</td> <td>Help mom cook dinner</td> </tr> <tr> <td>Tues.</td> <td>Clean your room</td> </tr> <tr> <td>Wed.</td> <td></td> </tr> <tr> <td>Thrus.</td> <td></td> </tr> <tr> <td>Fri.</td> <td></td> </tr> <tr> <td>Sat.</td> <td></td> </tr> </table> <p>Give this to mom as a gift for Mother' Day.</p>	Mon.	Help mom cook dinner	Tues.	Clean your room	Wed.		Thrus.		Fri.		Sat.	
Mon.	Help mom cook dinner																	
Tues.	Clean your room																	
Wed.																		
Thrus.																		
Fri.																		
Sat.																		